


# HF9217

## 1/6 CRYSTAL CAN 1 GROUP N.O. CONTACT HERMETICALLY SEALED ELECTROMAGNETIC RELAY



### Features

- Load can be 5A 28Vd.c.
- High ambient applicability
- Fusing soldering and marked by laser

Conform to GJB1042-2002 (Equivalent to MIL-PRF-5757)

### AMBIENT ADAPTABILITY

Ambient grade		I	II	III
Ambient temperature		-55 °C to 85 °C	-55 °C to 85 °C	-65 °C to 125 °C
Humidity				98 %, 40 °C
Low air pressure		58.53 kPa	4.39 kPa	4.39 kPa
Sine vibration	Frequency	10 Hz ~ 1000 Hz	10 Hz ~ 2000 Hz	10 Hz ~ 2000 Hz
	Acceleration	147 m/s <sup>2</sup>	196 m/s <sup>2</sup>	196 m/s <sup>2</sup>
Shock resistance		490 m/s <sup>2</sup>	735 m/s <sup>2</sup>	735 m/s <sup>2</sup>
Random vibration		—	20 (m/s <sup>2</sup> ) <sup>2</sup> /Hz	20 (m/s <sup>2</sup> ) <sup>2</sup> /Hz
Steady-state acceleration		147 m/s <sup>2</sup>	490 m/s <sup>2</sup>	490 m/s <sup>2</sup>

### CONTACT DATA

Ambient grade		I	II	III
Arrangement				1 A
Contact resistance	Initial max.			100 mΩ
	After life max.			150 mΩ

### Contact ratings

Contact load	Type	Electrical life min.
5 A 28 Vd.c.	Resistive	1 x 10 <sup>5</sup> OPS
0.75A 28 Vd.c.200mH	Inductive	1 x 10 <sup>5</sup> OPS
50 μ A 50 mVd.c.	Low level	1 x 10 <sup>5</sup> OPS
0.16 A 28 Vd.c.	Lamp load	1 x 10 <sup>5</sup> OPS



HONGFA HERMETICALLY SEALED RELAY

## SPECIFICATION

Ambient grade		I	II	III
Insulation resistance min.		1000 MΩ (@ 500 Vd.c.)	1000 MΩ (@ 500 Vd.c.)	1000 MΩ (@ 500 Vd.c.)
Dielectric strength min. (Normal condition)	Between open contacts	350 Vr.m.s.	500 Vr.m.s.	500 Vr.m.s.
	Between contact & coil	350 Vr.m.s.	500 Vr.m.s.	500 Vr.m.s.
	Between contact & cover	350 Vr.m.s.	500 Vr.m.s.	500 Vr.m.s.
	Between contact group	350 Vr.m.s.	500 Vr.m.s.	500 Vr.m.s.
	Between coil & cover	350 Vr.m.s.	500 Vr.m.s.	500 Vr.m.s.
Dielectric strength min. (Low air pressure condition)		250 Vr.m.s.	250 Vr.m.s.	250 Vr.m.s.
Leakage rate max.		1 Pa·cm <sup>3</sup> /s	1 x 10 <sup>-1</sup> Pa·cm <sup>3</sup> /s	1 x 10 <sup>-3</sup> Pa·cm <sup>3</sup> /s
Operate time max.		4 ms		
Release time max.		4 ms		
Mounting style		See the mounting dimension		
Terminals		See the terminal styles		
Work position		Random		
Weight max.		4g		

## COIL DATA

Normal coil power	Approx.0.48W
-------------------	--------------

### Coil Version

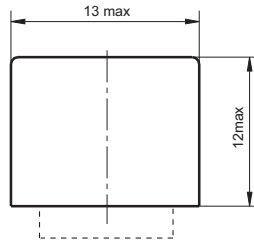
Order Number	Coil voltage		at 25 °C					-65°C to 125°C			
	Nominal voltage	Value max.	Coil resistance (1±10%) Ω	Pick-up voltage max.		Hold voltage max.	Drop-out voltage min.	Pick-up voltage max.		Hold voltage max.	Drop-out voltage min.
				I	II, III			I	II, III		
024	24	29	1200	15.6	12	7	1.2	21	20	10	0.7

Notes: We can offer many kinds of coil voltage under the requirement of users.

## ORDERING INFORMATION

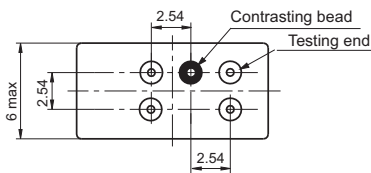
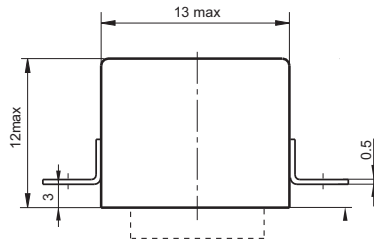
Type	HF9217	-024	-0	1	- I
Order Number	024				
Mounting Style	0, 2, 3 (See the mounting dimension)				
Terminals Style	1 (See " Terminal styles " below)				
Ambient Grade	I 、 II 、 III				

Outline Dimension

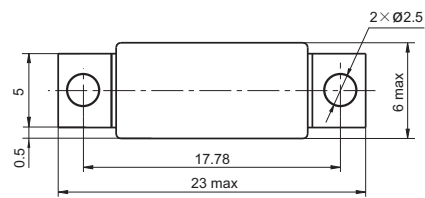


↑A

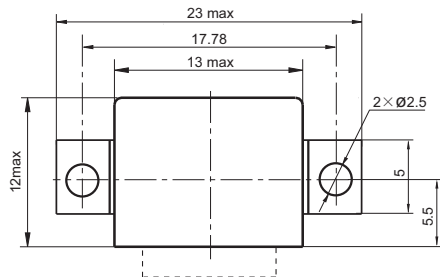
A direction



Mouting style 0

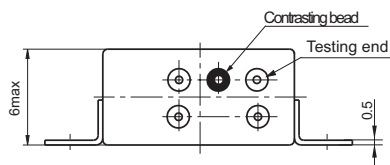


Mouting style 2

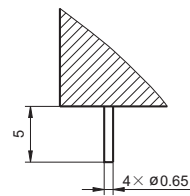


↑A

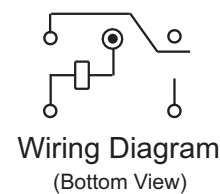
A direction



Mouting style 3



Terminal style 1  
(Solder pin)



Wiring Diagram  
(Bottom View)

**Disclaimer**

This datasheet is for the customers' reference. All the specifications are subject to change without notice.

© Xiamen Hongfa Hermetically Sealed Relays Co., Ltd. All rights of Hongfa are reserved.