

HF9317

HALF-SIZE CRYSTAL CAN HERMETICALLY SEALED RELAY WITH 2 FORM C 10A LOAD



Features

- Load can be 10A 28Vd.c.
- High ambient applicability
- 2 Form C
- All metal welded construction
- Hermetically welded and marked by laser

Conform to GJB65B-99 (Equivalent to MIL-PRF-39016)

AMBIENT ADAPTABILITY

Ambient grade	I	II	III
Ambient temperature	-55 °C to 85 °C	-55 °C to 85 °C	-65 °C to 125 °C
Humidity			98 %, 40 °C
Low air pressure	58.53 kPa	4.39 kPa	4.39 kPa
Sine vibration	Frequency	10 Hz to 1000 Hz	10 Hz to 3000 Hz
	Acceleration	147 m/s ²	196 m/s ²
Shock resistance	490 m/s ²	735 m/s ²	980 m/s ²
Random vibration	—	20 (m/s ²)/Hz	40 (m/s ²)/Hz
Steady-state acceleration			490 m/s ²

CONTACT DATA

Ambient grade	I	II	III
Arrangement			2 C
Contact resistance	Initial max.		50 mΩ
	After life max.		250 mΩ

Contact ratings

Ambient grade	Contact load	Type	Electrical life min.
I	10 A 28 Vd.c.	Resistive	2 x 10 ⁴ OPS
II	10 A 28 Vd.c.	Resistive	2 x 10 ⁴ OPS
III	10 A 28 Vd.c.	Resistive	3 x 10 ⁴ OPS
	5 A 28 Vd.c.	Resistive	1 x 10 ⁵ OPS
	3 A 28 Vd.c., 320mH	Inductive	3 x 10 ⁴ OPS



HONGFA HERMETICALLY SEALED RELAY

SPECIFICATION

Ambient grade	I	II	III	
Insulation resistance min.	1000 MΩ (@ 500 Vd.c.)	10000 MΩ (@ 500 Vd.c.)	10000 MΩ (@ 500 Vd.c.)	
Dielectric strength min. (Normal condition)	Between open contacts	500 Vr.m.s.	500 Vr.m.s.	500 Vr.m.s.
	Between contact & coil	750 Vr.m.s.	1000 Vr.m.s.	1000 Vr.m.s.
	Between contact & cover	750 Vr.m.s.	1000 Vr.m.s.	1000 Vr.m.s.
	Between contact group	750 Vr.m.s.	1000 Vr.m.s.	1000 Vr.m.s.
	Between coil & cover	500 Vr.m.s.	500 Vr.m.s.	500 Vr.m.s.
Dielectric strength min. (Low air pressure condition)	300 Vr.m.s.	350 Vr.m.s.	350 Vr.m.s.	
Leakage rate max.	1 Pa·cm ³ /s	1 x 10 ⁻¹ Pa·cm ³ /s	1 x 10 ⁻³ Pa·cm ³ /s	
Operate time max.	6 ms			
Release time max.	4 ms			
Mounting style	See the mounting dimension			
Terminals	See the terminal styles			
Work position	Random			
Weight max.	13 g			

COIL DATA

Norminal coil power	Approx.1.2W
---------------------	-------------

Coil Version

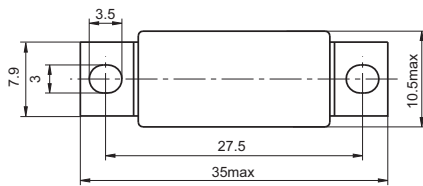
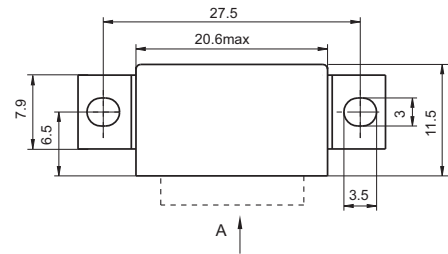
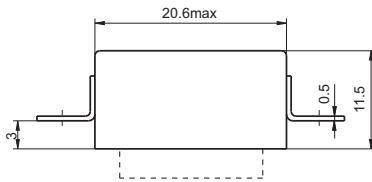
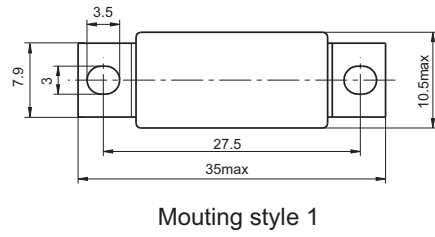
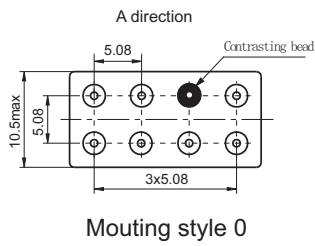
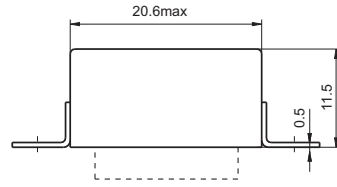
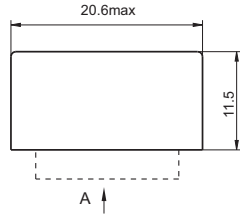
Order Number	Coil voltage		at 25 °C				-65°C to 125°C		
	Nominal voltage	Value max.	Coil resistance (1±10%) Ω	Pick-up voltage max.	Hold voltage max.	Drop-out voltage min.	Pick-up voltage max.	Hold voltage max.	Drop-out voltage min.
005	5	6.0	21	3.25	1.65	0.29	4.6	2.4	0.21
006	6	7.5	30	3.90	2.00	0.35	5.5	2.9	0.25
009	9	11.8	68	5.85	3.00	0.52	8.3	4.3	0.38
012	12	15.0	125	7.80	4.00	0.70	11.0	5.8	0.50
024	24	28.8	480	15.60	7.50	1.20	22.0	11.6	0.90
027	27	32.0	600	17.60	8.00	1.50	24.8	14.0	1.00

Notes: We can offer many kinds of coil voltage under the requirement of users.

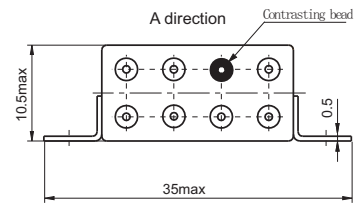
ORDERING INFORMATION

Type	HF9317	-012	-0	1	- I
Order Number	005、006、009、012、018、027				
Mounting Style	0, 1, 2, 3 (See the mounting dimension)				
Terminals Style	1, 4 (See " Terminal styles " below)				
Ambient Grade	I 、 II 、 III				

Outline Dimension



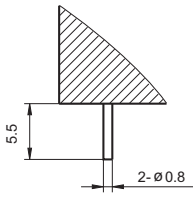
Mouting style 2



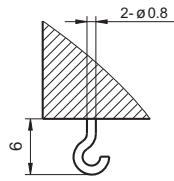
Mouting style 3

OUTLINE DIMENSIONS AND WIRING DIAGRAM

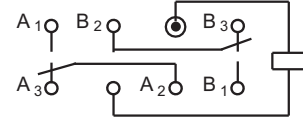
Unit:mm



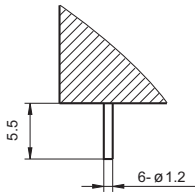
Coil Terminal Style 1
(Solder pin)



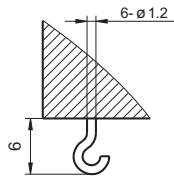
Coil Terminal Style 4
(Solder hook)



Wiring Diagram
(Bottom View)



Contact Terminal Style 1
(Solder pin)



Contact Terminal Style 4
(Solder hook)

Disclaimer

This datasheet is for the customers' reference. All the specifications are subject to change without notice.

© Xiamen Hongfa Hermetically Sealed Relays Co., Ltd. All rights of Hongfa are reserved.